

Scaled data based on original data using
LM-79-08 Approved Method: Electrical and Photometric Measurements of Solid-
State Lighting Products

Test Report Prepared for
Cooper Lighting Solutions
(formerly Eaton)

Brand: INVUE

Report Number: P677135

Luminaire Tested: **CCW-SA-2C-735-U-SL4-HSS**

Issue Date: 04/25/2023



Test Information

Test Method: LM-79-08
Report Number: P677135
Test Lab: INNOVATION CENTER(G1)
Issue Date: 04/25/2023
Manufacturer: COOPER LIGHTING SOLUTIONS (FORMERLY EATON)
Product Line: INVUE
Catalog Number: CCW-SA-2C-735-U-SL4-HSS
Description: INVUE CLEAR CURVE Wall Pack MOUNT Light Square Luminaire @615mA w/
SL4 distribution lens and House Side Shield
Light Source: (32) 3500K CCT, 70 CRI LEDs
Ballast/Driver: ELECTRONIC DRIVER

Summary

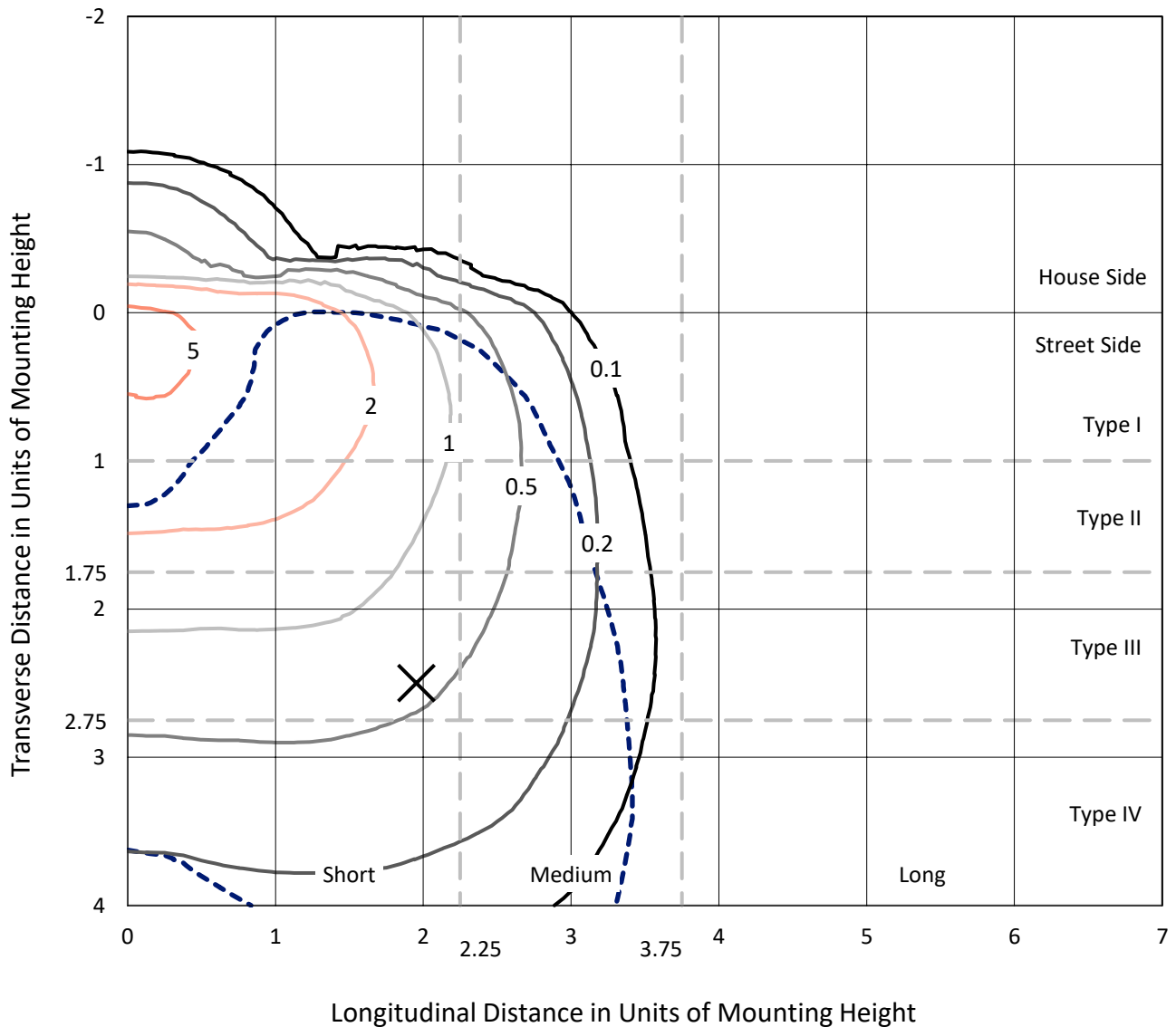
Lumens per Lamp: N/A
Luminaire Lumens: 7366.2 lumens
Efficiency: N/A
Efficacy: 118.6 lumens/watt
Luminous Opening: Rectangular (W 1' x L: 1' x H: 0')
IES Classification: Type IV - Short
BUG Rating: B1 - U0 - G2

Input Watts (W): 62.1
Input Voltage (V): 120
Input Current (A_{in}): NR
Voltage Rise (V): NR
Power Factor: NR
Total Harmonic Distortion (THDi): NR
Frequency (hertz): 60
Stabilization Time: NR
Operation Time: NR
Ambient Temperature (°C): NR
Test Distance: 25 FT

REPORT NUMBER: P677135
 CATALOG NUMBER: CCW-SA-2C-735-U-SL4-HSS

Iso-Footcandle Lines of Horizontal Illumination

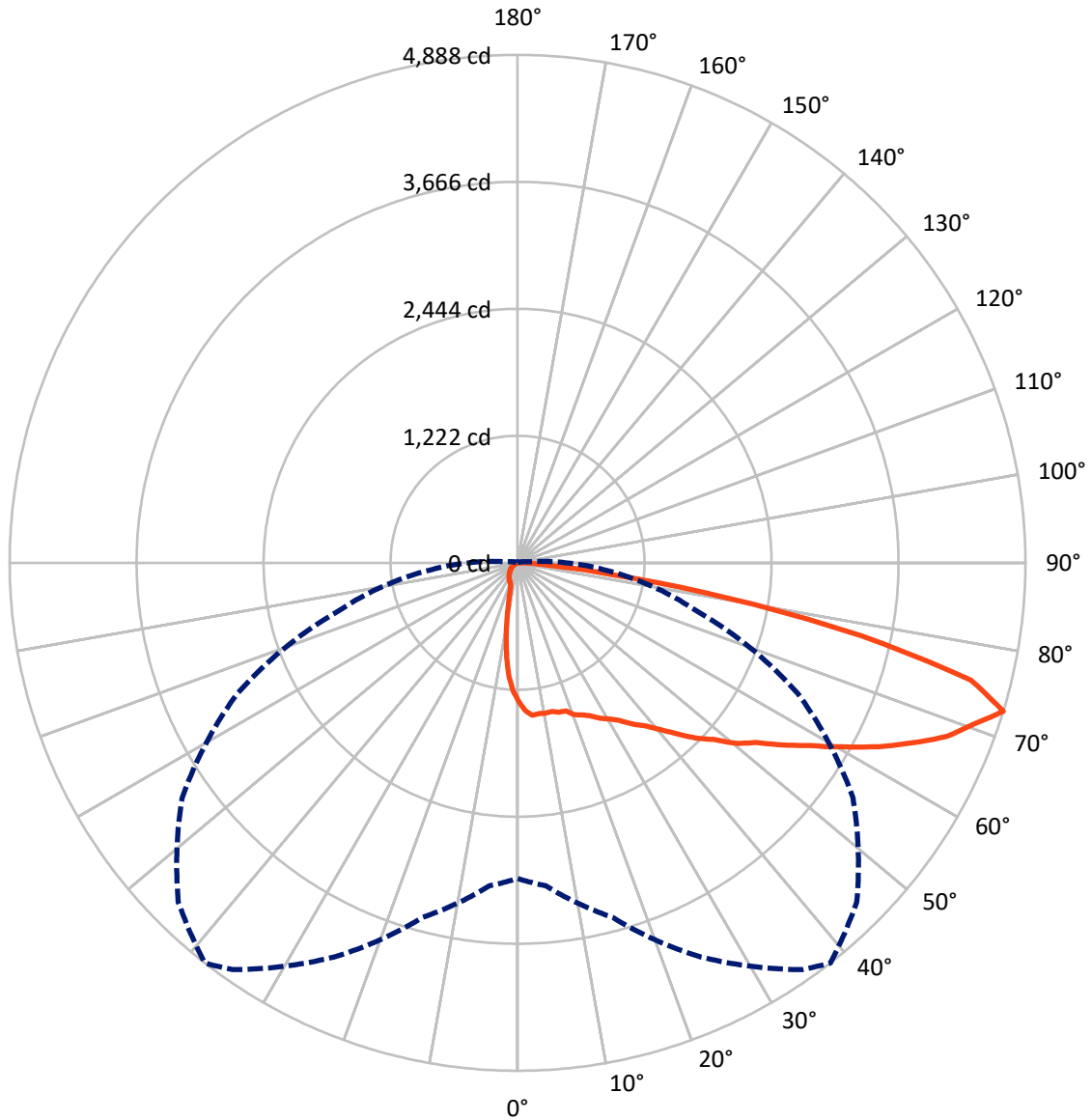
× Max cd
 - - - 1/2 Max cd



Based on 15 foot mounting height. Maximum calculated value = 6.4 fc
 Type IV - Short - N/A

REPORT NUMBER: P677135
CATALOG NUMBER: CCW-SA-2C-735-U-SL4-HSS

Luminous Intensity Polar Plot



— Vertical Plane Through 38-Deg Lateral - - - Horizontal Cone Through 72.5-Deg Vertical

REPORT NUMBER: P677135
 CATALOG NUMBER: CCW-SA-2C-735-U-SL4-HSS

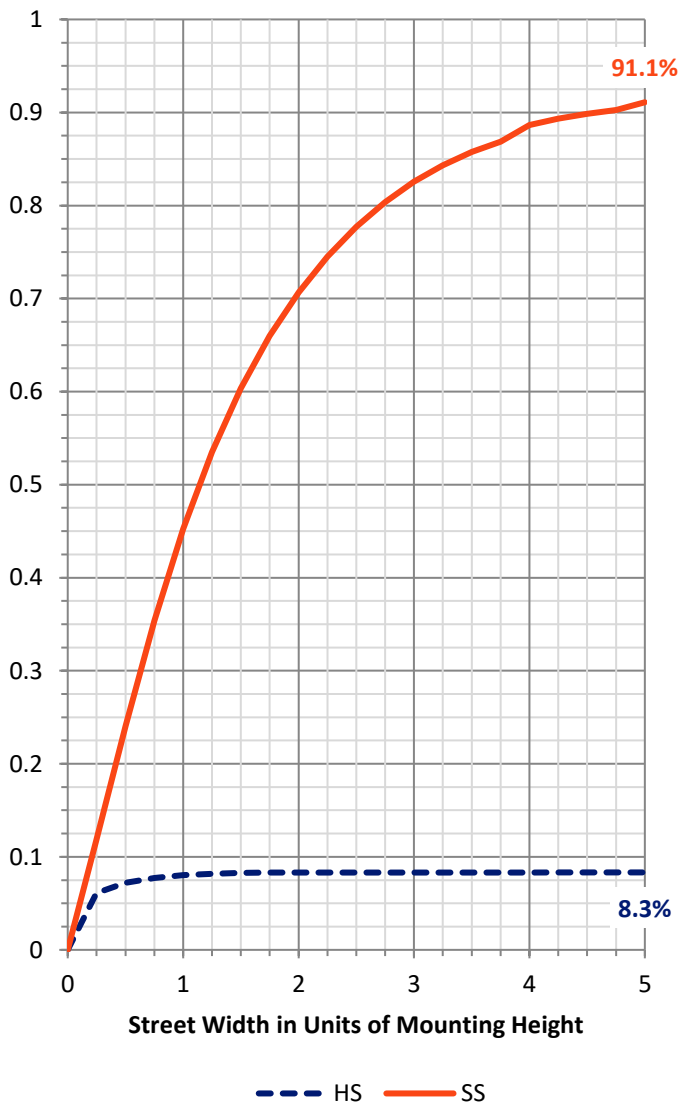
FLUX DISTRIBUTION:

		Downward	Upward	Total
House Side	Lumens	616.9	0.0	616.9
	% Fixture	8.4	0.0	8.4
Street Side	Lumens	6749.3	0.0	6749.3
	% Fixture	91.6	0.0	91.6
Total	Lumens	7366.2	0.0	7366.2
	% Fixture	100.0	0.0	100.0

Coefficient of Utilization

ZONAL LUMENS:

Zone	Lumens	% Fixture
0°-10°	116.6	1.6
10°-20°	285.5	3.9
20°-30°	457.7	6.2
30°-40°	691.0	9.4
40°-50°	1051.6	14.3
50°-60°	1480.5	20.1
60°-70°	1808.5	24.6
70°-80°	1313.2	17.8
80°-90°	161.7	2.2
90°-100°	0.0	0.0
100°-110°	0.0	0.0
110°-120°	0.0	0.0
120°-130°	0.0	0.0
130°-140°	0.0	0.0
140°-150°	0.0	0.0
150°-160°	0.0	0.0
160°-170°	0.0	0.0
170°-180°	0.0	0.0
0°-90°	7366.2	100.0
0°-180°	7366.2	100.0

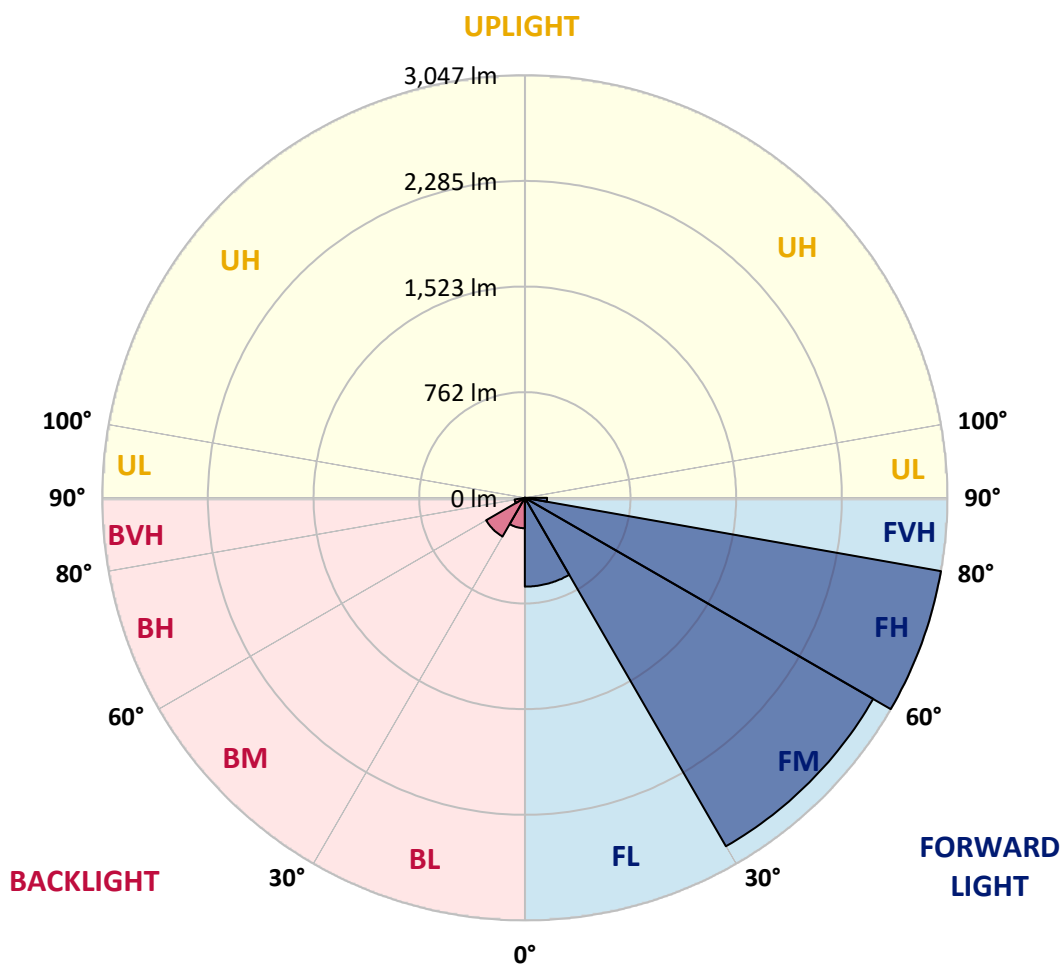


REPORT NUMBER: P677135
 CATALOG NUMBER: CCW-SA-2C-735-U-SL4-HSS

LUMINAIRE CLASSIFICATION SYSTEM LUMEN TABLE AND BUG RATING:

Zone	Lumens	% Fixture	Zone Rating/Lumen Limit		
			B	U	G
FL (0°-30°)	640.7	8.7			
FM (30°-60°)	2900.8	39.4			
FH (60°-80°)	3046.9	41.4			G2/5000
FVH (80°-90°)	160.9	2.2			G2/225
BL (0°-30°)	219.0	3.0	B1/500		
BM (30°-60°)	322.3	4.4	B1/1000		
BH (60°-80°)	74.8	1.0	B0/110		G0/110
BVH (80°-90°)	0.8	0.0			G0/10
UL (90°-100°)	0.0	0.0		U0/0	
UH (100°-180°)	0.0	0.0		U0/0	

BUG Rating: B1-U0-G2
 Type IV Short





REPORT NUMBER: P677135

CATALOG NUMBER: CCW-SA-2C-735-U-SL4-HSS

CANDELA DISTRIBUTION (FULL):

	0°	5°	15°	25°	35°	38°	45°	55°	65°	75°	85°
0°	1332.1	1332.1	1332.1	1332.1	1332.1	1332.1	1332.1	1332.1	1332.1	1332.1	1332.1
2.5°	1463.4	1463.4	1477.2	1463.4	1458.2	1425.4	1427.1	1409.8	1392.6	1368.4	1345.9
5°	1480.7	1492.8	1501.4	1489.3	1470.3	1473.8	1485.9	1453.0	1406.4	1377.0	1326.9
7.5°	1473.8	1499.7	1492.8	1485.9	1473.8	1465.1	1447.9	1434.0	1411.6	1383.9	1325.2
10°	1468.6	1477.2	1479.0	1473.8	1447.9	1472.0	1453.0	1430.6	1402.9	1370.1	1297.5
12.5°	1449.6	1449.6	1465.1	1453.0	1456.5	1468.6	1460.0	1454.8	1425.4	1397.8	1333.8
15°	1428.9	1435.8	1460.0	1479.0	1496.2	1491.1	1485.9	1470.3	1444.4	1413.3	1345.9
17.5°	1434.0	1437.5	1475.5	1510.1	1501.4	1498.0	1525.6	1492.8	1466.9	1432.3	1356.3
20°	1453.0	1463.4	1506.6	1551.5	1560.2	1560.2	1549.8	1530.8	1494.5	1447.9	1375.3
22.5°	1472.0	1475.5	1546.3	1603.4	1612.0	1589.5	1598.2	1542.9	1508.3	1482.4	1394.3
25°	1544.6	1537.7	1613.7	1658.6	1653.5	1631.0	1622.4	1574.0	1560.2	1513.5	1435.8
27.5°	1643.1	1613.7	1688.0	1715.7	1688.0	1694.9	1670.7	1618.9	1589.5	1561.9	1454.8
30°	1703.6	1720.8	1760.6	1788.2	1741.6	1743.3	1731.2	1674.2	1629.3	1636.2	1518.7
32.5°	1796.9	1809.0	1838.3	1850.4	1814.1	1810.7	1798.6	1753.7	1720.8	1713.9	1605.1
35°	1897.1	1919.5	1921.3	1924.7	1891.9	1905.7	1888.4	1824.5	1841.8	1853.9	1708.8
37.5°	1995.6	1974.8	2009.4	2024.9	1988.6	1988.6	1993.8	1950.6	1981.7	2018.0	1855.6
40°	2033.6	2042.2	2102.7	2090.6	2133.8	2107.9	2126.9	2116.5	2142.4	2225.3	2062.9
42.5°	2073.3	2083.7	2164.9	2187.3	2239.2	2247.8	2275.5	2277.2	2353.2	2489.7	2261.6
45°	2149.3	2132.1	2242.6	2297.9	2382.6	2406.8	2439.6	2467.2	2586.5	2747.1	2488.0
47.5°	2218.4	2194.3	2320.4	2431.0	2534.6	2539.8	2629.6	2659.0	2800.7	2983.8	2712.6
50°	2315.2	2323.8	2377.4	2567.4	2672.8	2733.3	2795.5	2892.3	3049.5	3244.7	2875.0
52.5°	2415.4	2406.8	2496.6	2683.2	2849.1	2871.5	3011.5	3120.3	3291.4	3438.2	2947.6
55°	2538.1	2548.4	2583.0	2828.3	3039.1	3092.7	3249.9	3363.9	3550.5	3521.2	2971.7
57.5°	2660.7	2650.4	2728.1	2990.7	3277.6	3317.3	3526.4	3593.7	3719.9	3576.5	2911.3
60°	2781.7	2800.7	2833.5	3173.9	3538.4	3597.2	3763.1	3797.6	3825.3	3602.4	2864.6
62.5°	2919.9	2875.0	2976.9	3367.4	3773.4	3896.1	4027.4	3890.9	3866.7	3555.7	2757.5
65°	2989.0	3002.8	3135.9	3588.5	4086.1	4176.0	4193.3	4017.0	3892.6	3452.1	2657.3
67.5°	3096.1	3115.1	3284.5	3814.9	4407.5	4457.6	4395.4	4131.1	3870.2	3317.3	2296.2
70°	3110.0	3156.6	3483.2	4051.6	4609.7	4652.8	4604.5	4207.1	3688.8	2786.9	1700.1
72.5°	3037.4	3120.3	3531.5	4186.4	4779.0	4887.8	4616.6	3939.3	2973.5	1777.9	870.8
75°	2294.5	2363.6	3232.6	3985.9	4478.3	4504.3	4053.3	3006.3	1693.2	606.4	222.9
77.5°	1188.7	1307.9	2158.0	3046.0	3412.3	3384.7	2821.4	1770.9	582.3	159.0	89.8
80°	682.5	711.8	943.4	1710.5	2145.9	2040.5	1560.2	763.7	255.7	79.5	58.7
82.5°	336.9	378.4	508.0	765.4	1072.9	882.9	585.7	457.9	143.4	43.2	51.8
85°	72.6	76.0	259.2	366.3	435.4	286.8	200.4	385.3	51.8	25.9	50.1
87.5°	51.8	50.1	72.6	164.1	120.9	74.3	119.2	202.1	12.1	12.1	10.4
90°	0.0	0.0	0.0	0.0	0.0	0.0	0.0	0.0	0.0	0.0	0.0



REPORT NUMBER: P677135
 CATALOG NUMBER: CCW-SA-2C-735-U-SL4-HSS

CANDELA DISTRIBUTION (continued):

	90°	95°	105°	115°	125°	135°	145°	155°	165°	175°	180°
0°	1332.1	1332.1	1332.1	1332.1	1332.1	1332.1	1332.1	1332.1	1332.1	1332.1	1332.1
2.5°	1332.1	1316.6	1299.3	1266.4	1257.8	1252.6	1223.3	1221.5	1216.3	1204.2	1199.1
5°	1295.8	1269.9	1237.1	1202.5	1174.9	1124.8	1064.3	1033.2	995.2	996.9	984.8
7.5°	1290.6	1242.3	1195.6	1123.0	1034.9	941.6	848.3	787.9	744.7	718.7	723.9
10°	1266.4	1230.2	1154.1	1019.4	877.7	736.0	616.8	527.0	475.1	435.4	447.5
12.5°	1276.8	1206.0	1098.9	919.2	717.0	542.5	393.9	307.5	269.5	255.7	259.2
15°	1269.9	1206.0	1066.0	810.3	563.2	368.0	255.7	228.1	221.2	221.2	217.7
17.5°	1290.6	1219.8	1010.7	703.2	404.3	245.3	219.4	214.2	209.1	209.1	209.1
20°	1320.0	1226.7	972.7	584.0	285.1	216.0	205.6	202.1	200.4	200.4	198.7
22.5°	1321.7	1219.8	901.9	452.7	219.4	203.9	195.2	193.5	193.5	190.1	190.1
25°	1332.1	1226.7	825.9	340.4	203.9	191.8	184.9	183.1	184.9	183.1	181.4
27.5°	1358.0	1238.8	749.8	248.8	191.8	181.4	176.2	174.5	174.5	174.5	171.0
30°	1390.8	1238.8	665.2	205.6	181.4	171.0	165.9	164.1	162.4	162.4	162.4
32.5°	1460.0	1278.5	561.5	183.1	167.6	159.0	153.8	153.8	152.0	152.0	150.3
35°	1546.3	1306.2	456.1	169.3	155.5	146.9	141.7	141.7	139.9	139.9	138.2
37.5°	1653.5	1375.3	349.0	159.0	143.4	134.8	129.6	129.6	129.6	127.9	127.9
40°	1805.5	1446.1	259.2	145.1	131.3	122.7	119.2	117.5	115.8	115.8	112.3
42.5°	1967.9	1555.0	193.5	134.8	120.9	114.0	108.8	103.7	103.7	98.5	98.5
45°	2144.1	1650.0	157.2	122.7	110.6	101.9	96.8	93.3	88.1	84.7	84.7
47.5°	2316.9	1708.8	138.2	108.8	100.2	93.3	88.1	81.2	74.3	72.6	70.8
50°	2456.9	1726.0	122.7	98.5	91.6	84.7	77.7	69.1	62.2	58.7	57.0
52.5°	2456.9	1631.0	110.6	88.1	82.9	76.0	67.4	57.0	48.4	44.9	43.2
55°	2456.9	1480.7	98.5	81.2	74.3	69.1	57.0	46.6	38.0	32.8	31.1
57.5°	2420.6	1299.3	88.1	72.6	65.7	58.7	48.4	36.3	27.6	22.5	22.5
60°	2320.4	1109.2	76.0	63.9	57.0	48.4	38.0	25.9	17.3	12.1	12.1
62.5°	2192.5	882.9	65.7	53.6	46.6	39.7	29.4	17.3	6.9	3.5	3.5
65°	1969.6	651.4	57.0	44.9	36.3	29.4	19.0	6.9	0.0	0.0	0.0
67.5°	1625.8	435.4	44.9	36.3	31.1	20.7	12.1	1.7	0.0	0.0	0.0
70°	1143.8	247.1	34.6	25.9	22.5	13.8	3.5	0.0	0.0	0.0	0.0
72.5°	469.9	108.8	24.2	19.0	15.5	6.9	0.0	0.0	0.0	0.0	0.0
75°	127.9	48.4	15.5	10.4	8.6	1.7	0.0	0.0	0.0	0.0	0.0
77.5°	74.3	32.8	6.9	3.5	3.5	0.0	0.0	0.0	0.0	0.0	0.0
80°	58.7	15.5	3.5	1.7	0.0	0.0	0.0	0.0	0.0	0.0	0.0
82.5°	58.7	8.6	1.7	0.0	0.0	0.0	0.0	0.0	0.0	0.0	0.0
85°	50.1	3.5	0.0	0.0	0.0	0.0	0.0	0.0	0.0	0.0	0.0
87.5°	6.9	0.0	0.0	0.0	0.0	0.0	0.0	0.0	0.0	0.0	0.0
90°	0.0	0.0	0.0	0.0	0.0	0.0	0.0	0.0	0.0	0.0	0.0

(END OF REPORT)